

Product Category: DERA-Line GeoTop Trench Drain

Series: 20DLG

OVERVIEW:

- 16 gauge 304 Stainless Steel grate and channel
- Pre-pitched via break-lines with "Fixed" lengths and centered outlet
- Not site sizeable
- Indoor or outdoor use
- Works with 2" clamp down floor drain (included)
- Uses Hot Mop, Lead Pan, PVC Vinyl Liner, Rubber Liner (Chloraloy™) Copper Pan or Fiberglass waterproofing
- Grate can be removed completely for cleaning
- Flow rate 9 GPM per outlet*

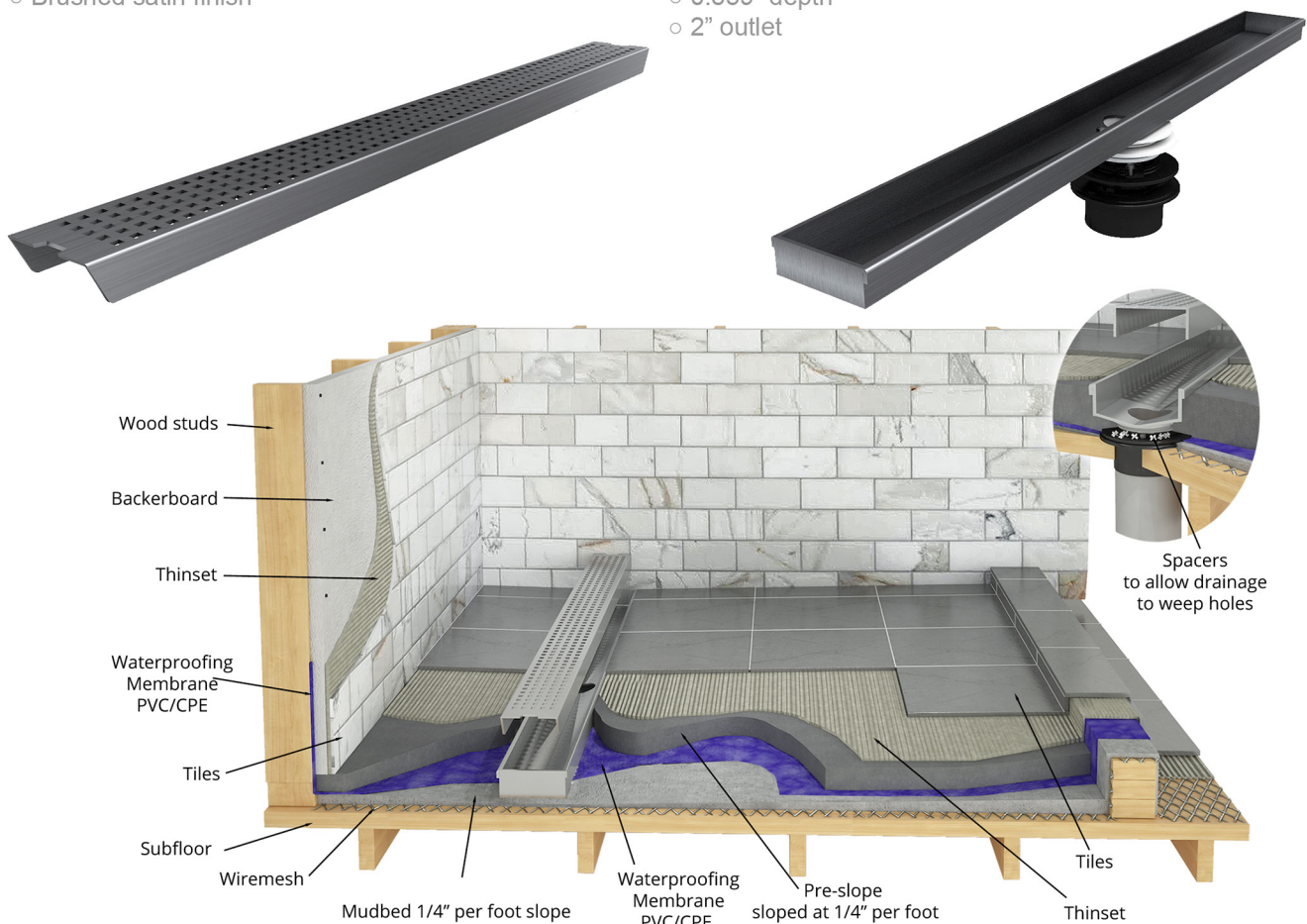
*Flow rate measured at outlet only. Measurement does not account for water in channel or sheeting on shower floor.

GRATE TOP (GeoTop)

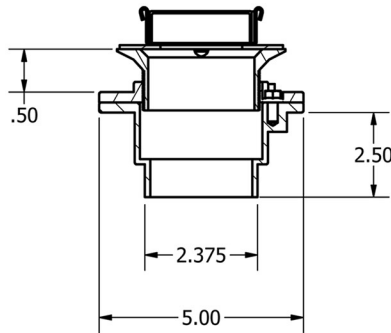
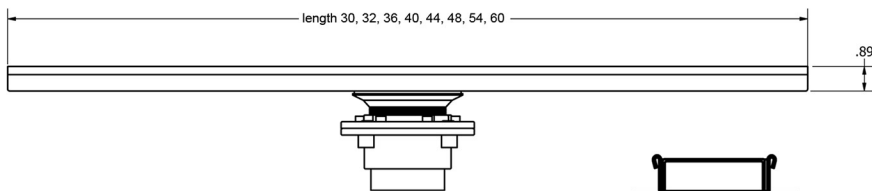
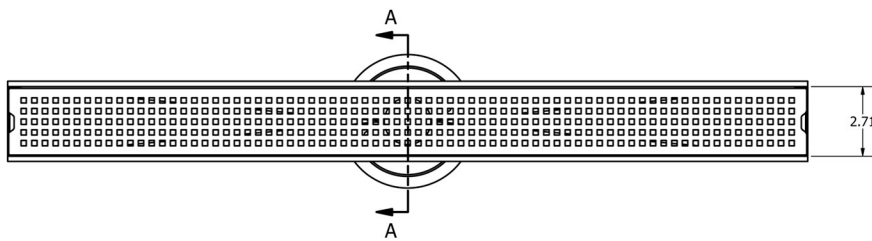
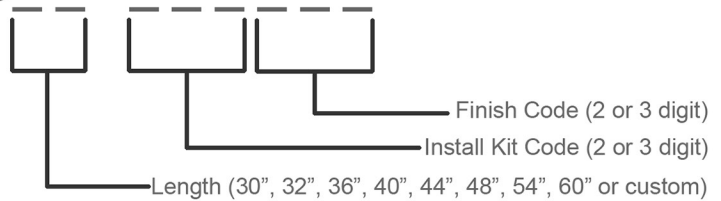
- 2-1/2" overall width
- Height adjustable
- Brushed satin finish

LOWER CHANNEL

- Sloped via break-lines with center outlet
- 2-3/4" overall width
- 0.859" depth
- 2" outlet



Product Category: DERA-Line GeoTop Trench Drain
Item Number: 20DLG



CATEGORY: CODE:

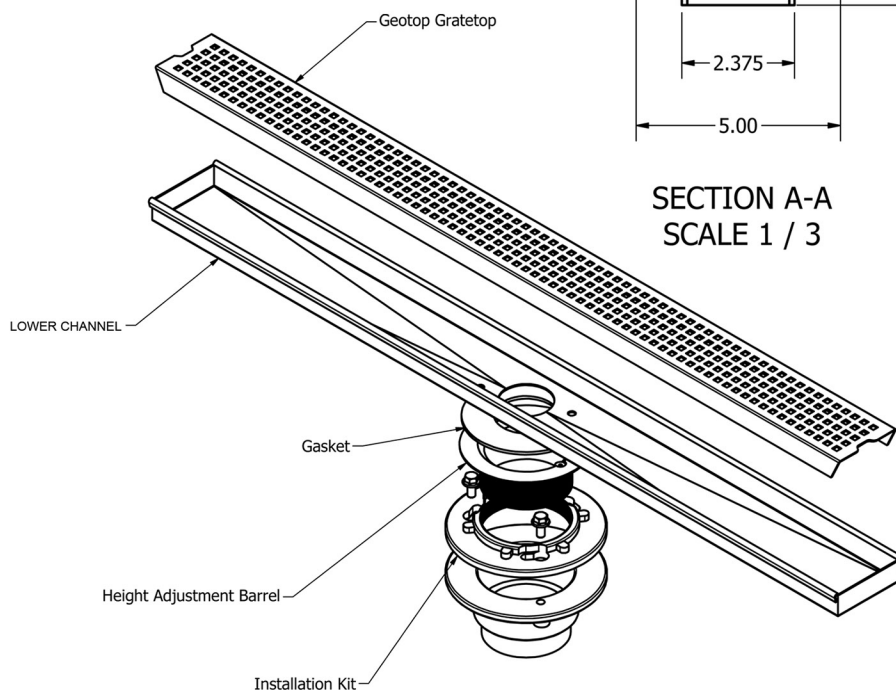
Install Kit

Plastic (standard)	000
Cast iron	CI

Finish:

Brushed satin (standard)	000
Oil rubbed bronze	ORB
Matte black	MB
Matte white	MW

*Additional lead times may occur for finishes other than standard (000)



SECTION A-A
SCALE 1 / 3

Note: Installer must verify all rough-in dimensions prior to installation and consult local and national codes. Conformity and compliance to local and national codes are the responsibility of the installer.